

Programa Onboard do Porto Digital

Squad Dionísio:

Ricardo Vinicius, Emerson Marques, Gabriel Ribeiro, Deivid Araujo e Lucas Robson

1 - Link dos arquivos do MVP

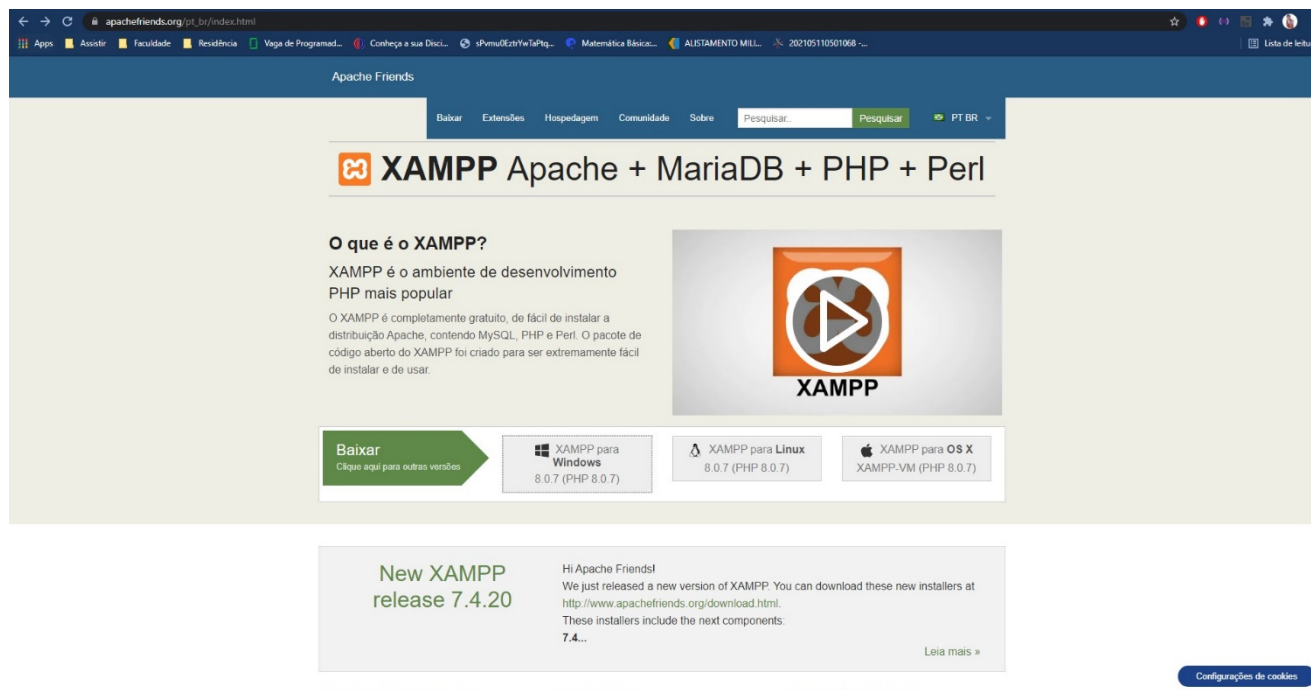
(https://github.com/Emersonmarqz/happen_academy)

2 - Link do Pitch

(<https://drive.google.com/file/d/1ed0tFukGtIBzfxW74mlif2stGZAudlts/view>)

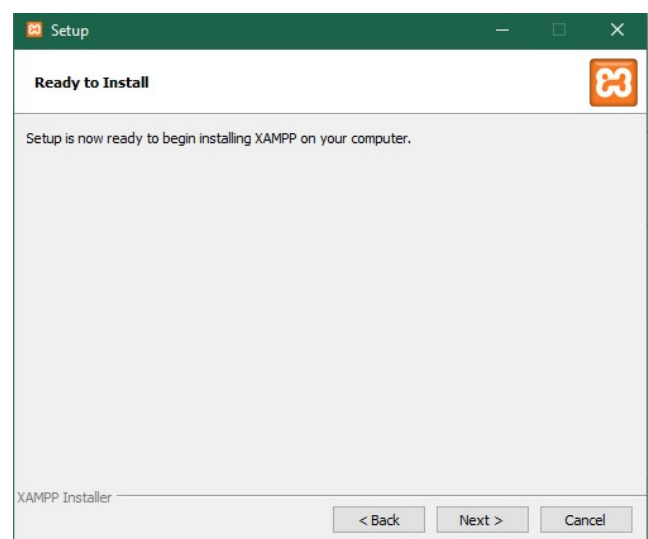

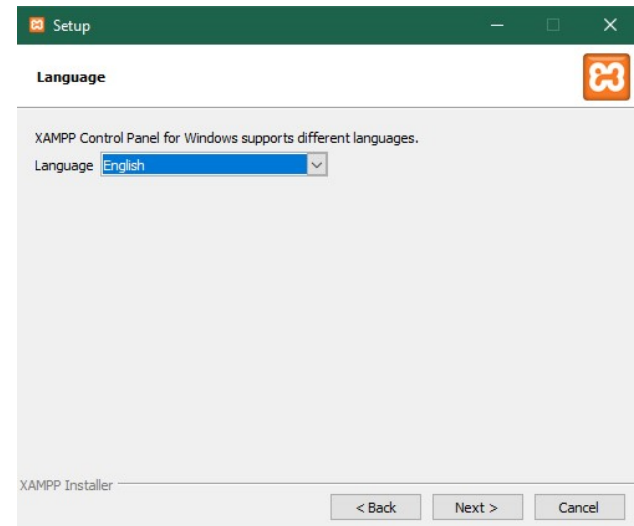
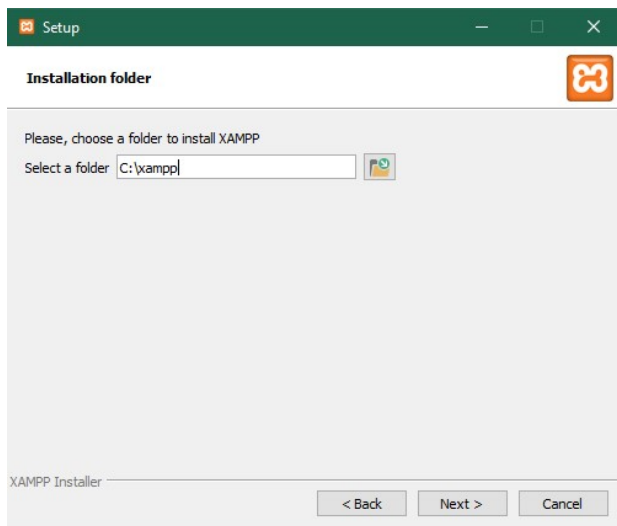
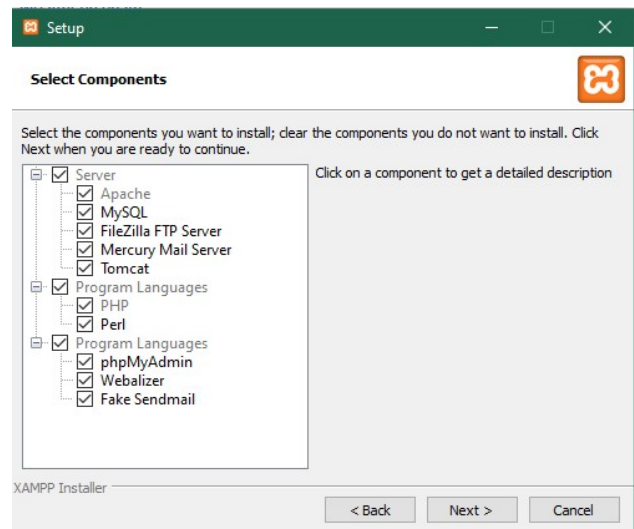

3 - Passo a Passo para execução do MVP

- 1- Entrar no site oficial do Xampp (https://www.apachefriends.org/pt_br/index.html) e baixar o mesmo de acordo com a versão de seu sistema operacional.

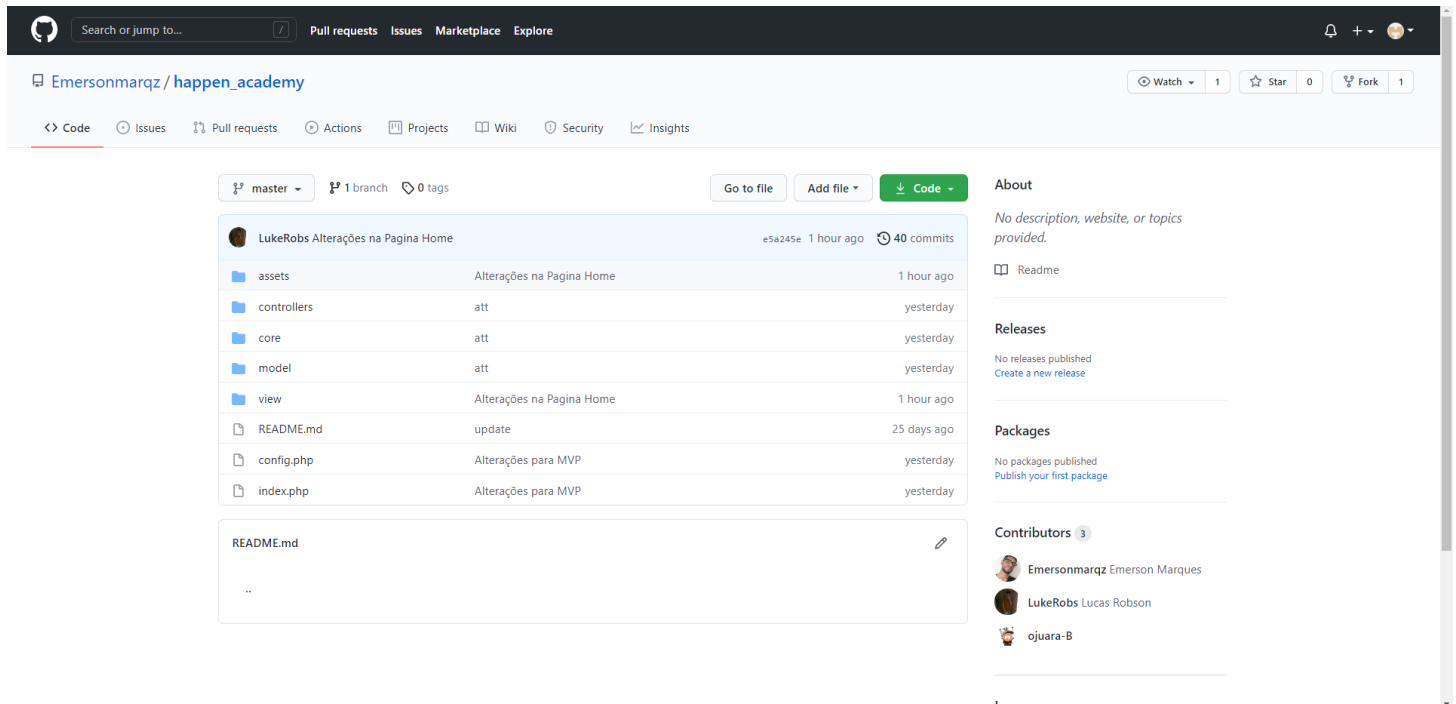


The screenshot shows the Apache Friends website's XAMPP download page. The page features a navigation bar with links for 'Baixar', 'Extensões', 'Hospedagem', 'Comunidade', and 'Sobre'. The main heading is 'XAMPP Apache + MariaDB + PHP + Perl'. Below this, there is a section titled 'O que é o XAMPP?' which describes XAMPP as a popular PHP development environment. A large play button icon with 'XAMPP' text is also present. At the bottom, there are three download buttons: 'Baixar' (with a link to other versions), 'XAMPP para Windows 8.0.7 (PHP 8.0.7)', 'XAMPP para Linux 8.0.7 (PHP 8.0.7)', and 'XAMPP para OS X XAMPP-VM (PHP 8.0.7)'. A 'New XAMPP release 7.4.20' announcement is also visible, along with a 'Configurações de cookies' button in the bottom right corner.

- 2- Instalar normalmente a partir do executável de forma padrão, apenas clicando em next e aceitando os termos.



- 3- Após a instalação do xampp acessar o link do github e baixar o diretório completo. (https://github.com/Emersonmarqz/happen_academy). É importante ressaltar que a opção de diretório deve tá em MASTER.

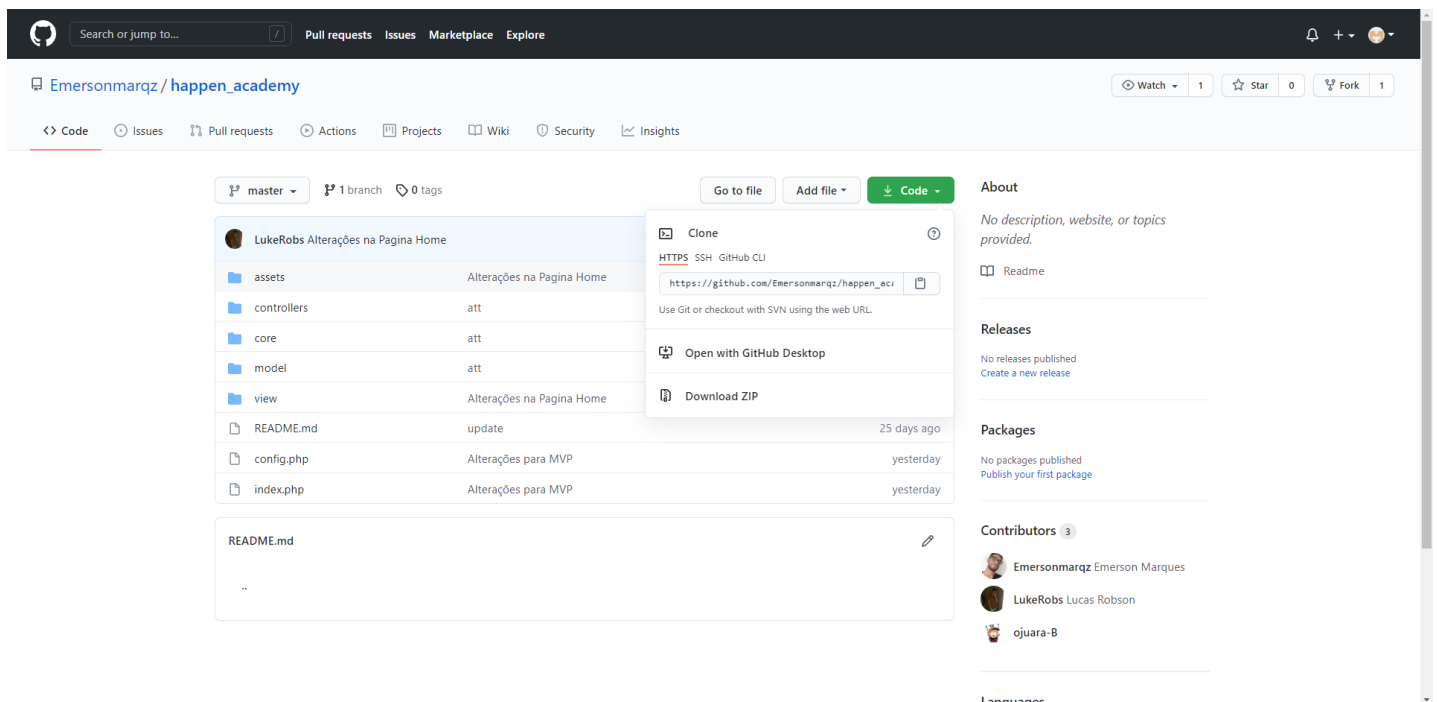


The screenshot shows the GitHub repository page for 'Emersonmarqz/happen_academy'. The repository is on the 'master' branch and has 40 commits. The file list includes:

File	Commit Message	Time
assets	Alterações na Pagina Home	1 hour ago
controllers	att	yesterday
core	att	yesterday
model	att	yesterday
view	Alterações na Pagina Home	1 hour ago
README.md	update	25 days ago
config.php	Alterações para MVP	yesterday
index.php	Alterações para MVP	yesterday

The 'Code' button is highlighted in green, indicating the next step in the process.

- 4- Por fim é apenas clicar em code e ir na opção zip.

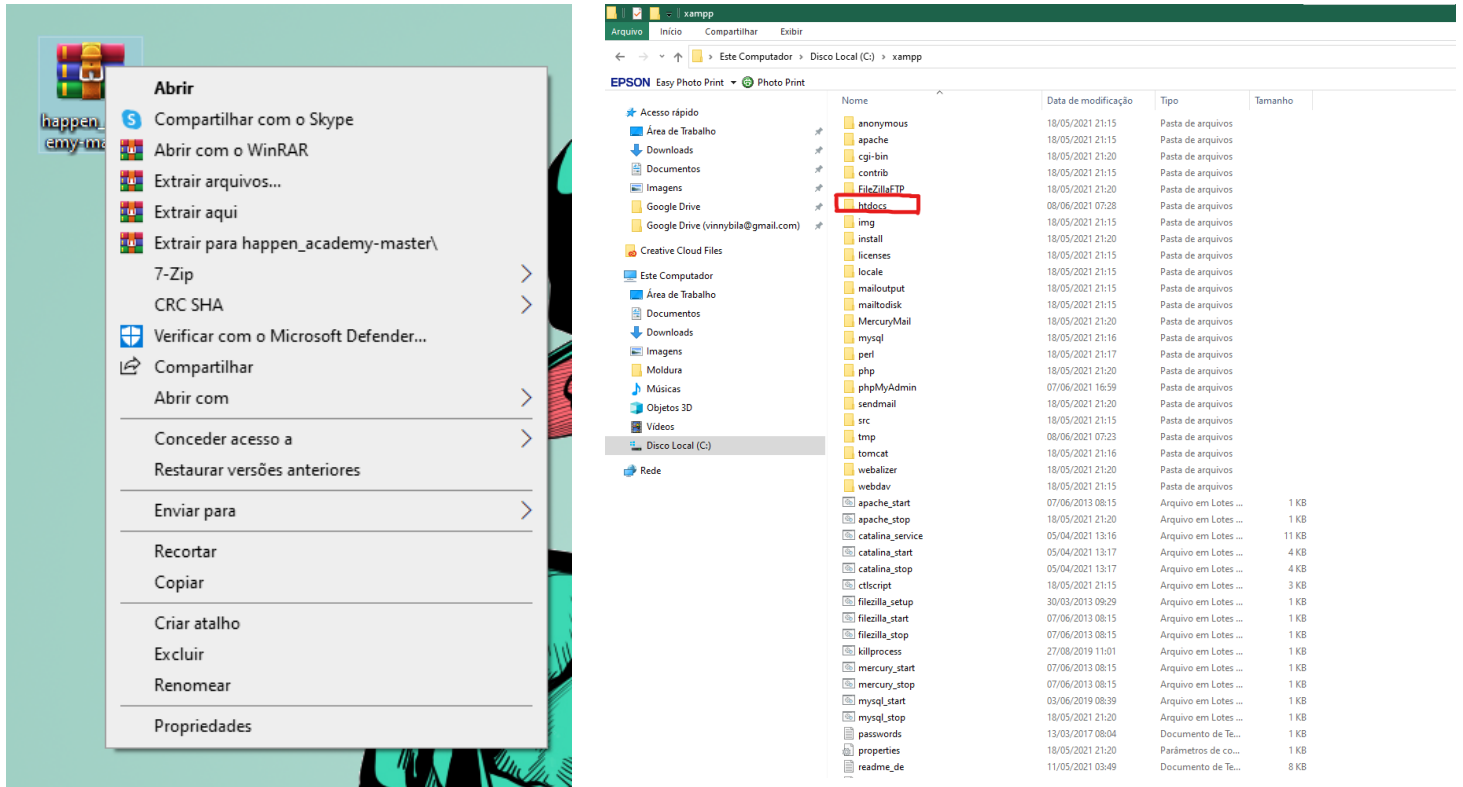


The screenshot shows the same GitHub repository page, but with the 'Code' dropdown menu open. The menu options are:

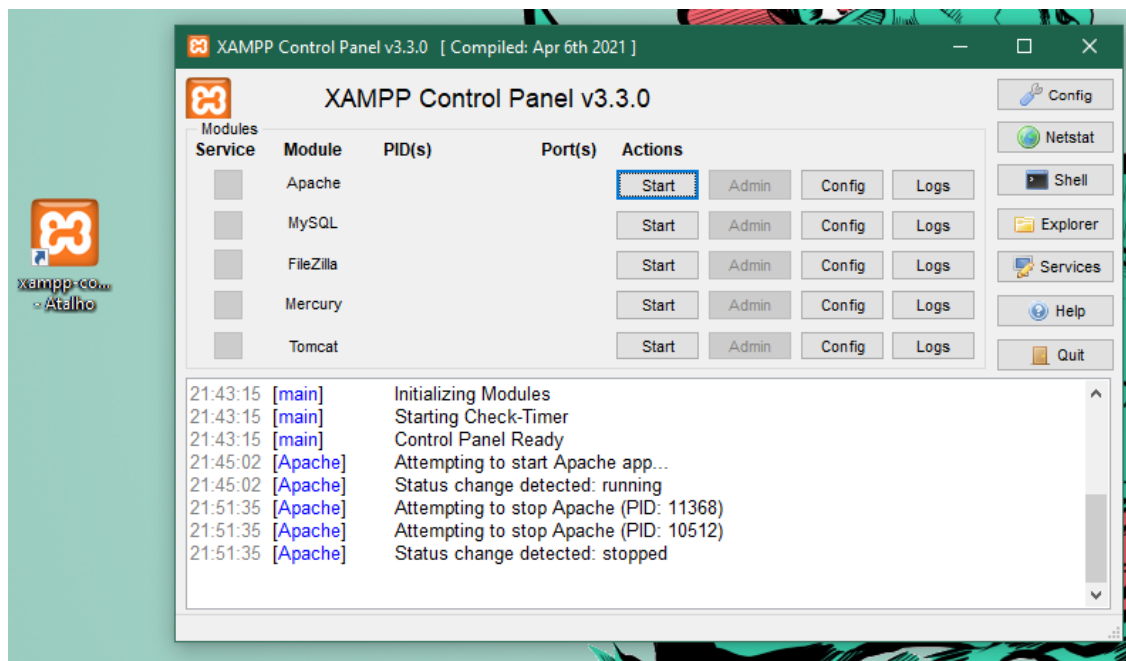
- Clone (with sub-options: HTTPS, SSH, GitHub CLI)
- Open with GitHub Desktop
- Download ZIP

The 'Download ZIP' option is highlighted, indicating the final step in the process.

- 5- Quando finalizado o download, basta extrair e colocar no diretório htdocs na pasta do xampp (C:\xampp\htdocs) e colar a pasta já extraída lá.



- 6- Feito todos os passos, basta iniciar o aplicativo do xampp e selecionar a opção start na sessão apache.



7- Após iniciar, basta entrar no navegador e digitar localhost e selecionar a opção do diretório que fora adicionado anteriormente (happen_academy-master).

